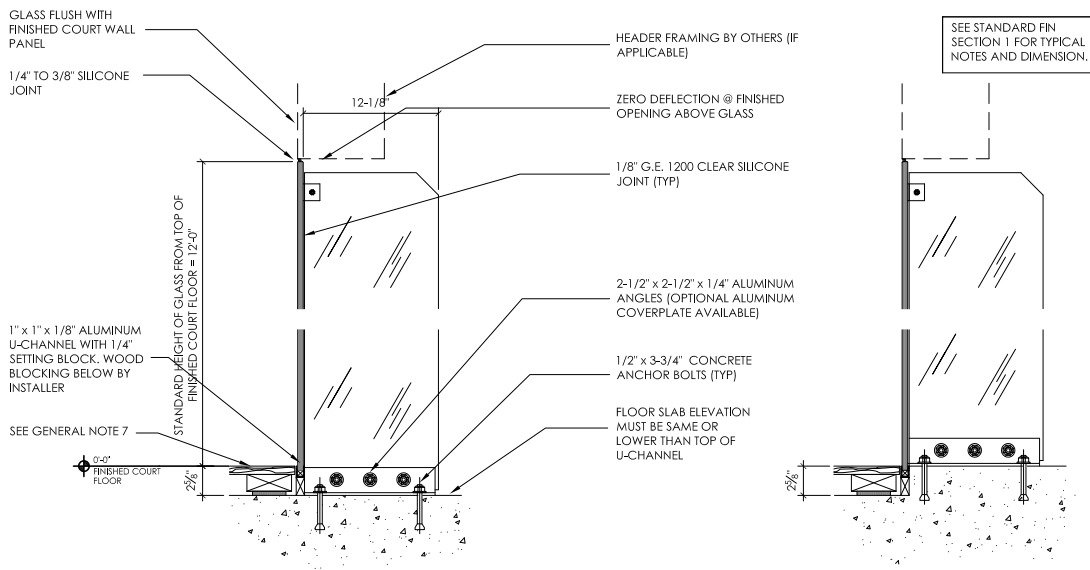
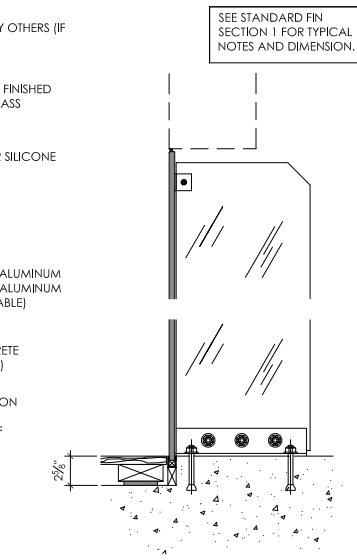


GENERAL NOTES:

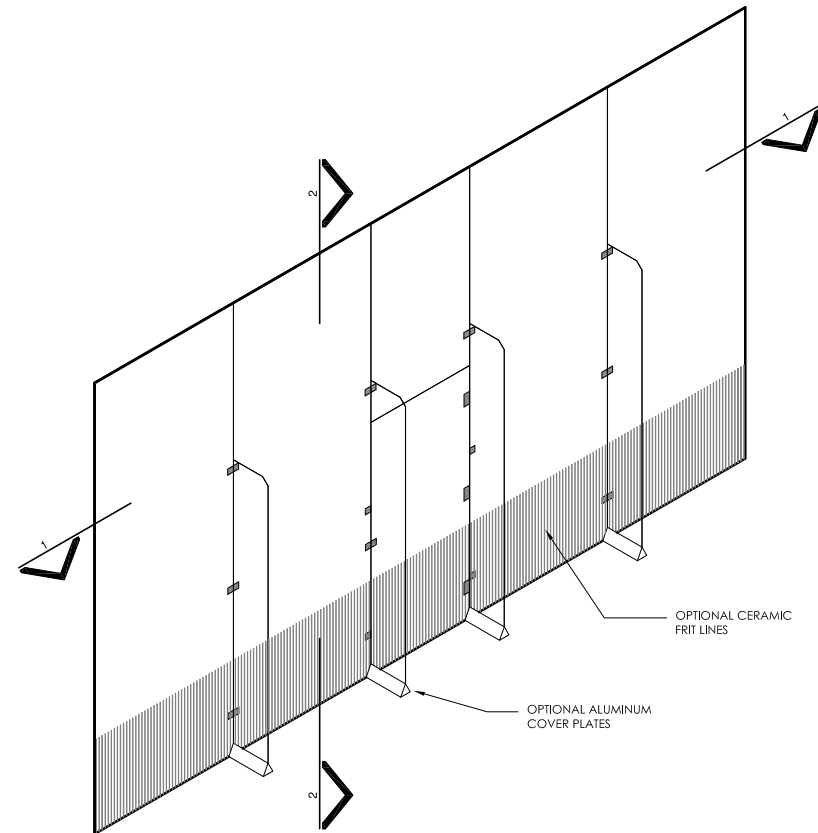
1. IT IS THE CLIENTS RESPONSIBILITY TO INSURE THE DRAWINGS ACCURACY AND COMPLETENESS.
2. ALL GLASS TO BE 1/2" CLEAR TEMPERED.
3. OPTIONAL CERAMIC FRIT LINES ARE 1/8" WIDE, 1" ON CENTER AND 30" HIGH.
4. DOORS ARE 36" WIDE BY 84" HIGH WITH RIGHT HAND SWING WHICH OPENS INTO COURT.
5. ALL FASTENERS TO ATTACH ANGLE/CHANNEL TO SUBSTRATE BY OTHERS.
6. ALL GLASS CONNECTION FITTINGS BLACK HIGH TENSILE POLYURETHANE (WHITE OPTIONAL).
7. GLASS WALLS MEET AND/OR EXCEED BOCA REQUIREMENTS PER CPSC 16 CFR PART 1201.
8. DIFFERENT TYPES OF COURT AND FLOOR SYSTEMS MAY REQUIRE EXPANSION SPACING BETWEEN GLASS WALL/U-CHANNEL AND COURT OR FLOOR SYSTEM. CHECK WITH COURT AND FLOORING MANUFACTURERS.
9. CONCRETE DEPTH UNDER GLASS WALLS AND FINIS MUST BE MINIMUM 4" THICK AND CLEAR OF ALL REINFORCING STEEL.
10. TYPICAL FLOOR SLAB DEPRESSION IS TO BE THE SAME DIMENSION AS FINISHED COURT FLOOR.



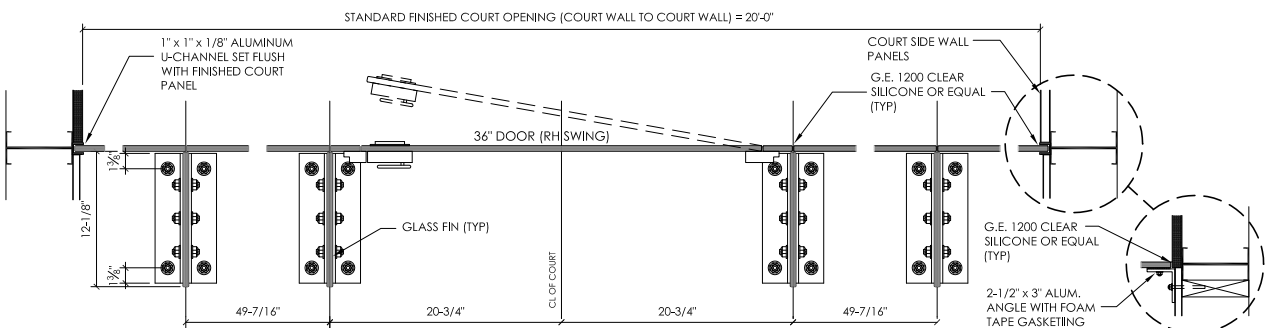
2 STANDARD GLASS FIN SECTION
NTS



3 ALTERNATE GLASS FIN SECTION
NTS



4 COMPLETED GLASS WALL SYSTEM
NTS



1 PLAN SECTION
NTS

ALT GLASS DETAIL
NTS

Allied Products, LLC

P.O. BOX 1431
SHERWOOD, OR 97140
PH: (503) 625-3746
FAX: (503) 625-3748
TOLL FREE: 1 (800) 864-1272
www.alliedproductsllc.com

Project
STANDARD 20'x12' GLASS WALL

Date
JULY 2008

Scale
NOT TO SCALE

Sheet
1 OF 1